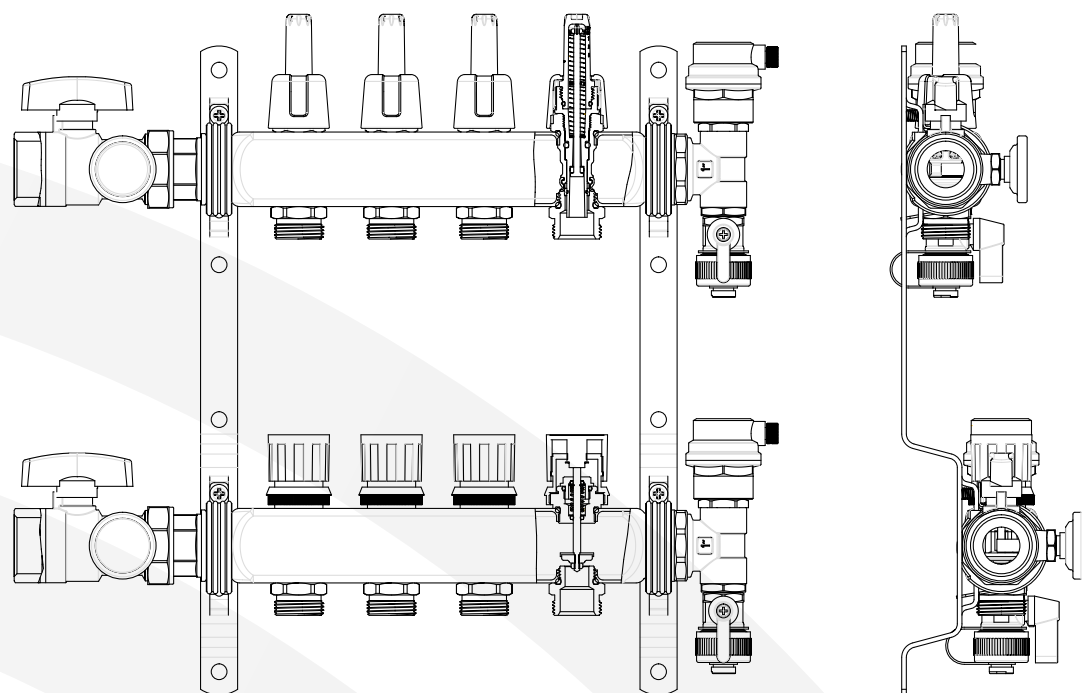


FN16S STAINLESS STEEL MANIFOLDS



Part/Article Number	Size	Branches	Length	
			mm	in
FN16S-1 F-3/4*2	3/4"	2	155	6.10
FN16S-1 F-3/4*3		3	205	8.07
FN16S-1 F-3/4*4		4	255	10.04
FN16S-1 F-3/4*5		5	305	12.01
FN16S-1 F-3/4*6		6	355	13.98
FN16S-1 F-3/4*7		7	405	15.98
FN16S-1 F-3/4*8		8	455	17.91
FN16S-1 F-3/4*9		9	505	19.88
FN16S-1 F-3/4*10		10	555	21.85
FN16S-1 F-3/4*11		11	605	23.82
FN16S-1 F-3/4*12		12	655	25.79

RIIFO mounting systems	RIIFO controls
<p>RIIFO offers different mounting systems to install the pipe onto the surface:</p> <ul style="list-style-type: none">- Tacker System- Steel Mesh System- System Plate- Mouting Rail System- Dry System	<p>RIIFO has as a wide range of controls. The controls are easy to use and optimize energy efficiency. They are available in two versions:</p> <ul style="list-style-type: none">- Wired- Wireless

CERTIFICATES




ABOUT RIIFO

RIIFO is a leading multinational corporation, providing one-stop piping solutions applied in residential, commercial, agricultural, industrial, and infrastructural sectors. Persistently reinventing since 1996, with over 8,000 employees, 70 branches & subsidiaries, and 300,000 distributors, we are serving customers in more than 100 countries and regions.


With an integrated value chain, from R&D to manufacturing and retail distribution, we strive to fulfill our mission of offering integrated piping solutions and services to everyone around the world.





RIIFO UNDERFLOOR HEATING PIPES





Advantages


- 

Energy efficient and cost effective
- 

Space-saving
- 

Uniform heat emission
- 

Temperature regulation per zone via manifolds
- 

Complementary with different energy sources
- 

Hygienic

PE-RT pipes with oxygen barrier

RIIFO PE-RT pipes with oxygen barrier are made of polyethylene with raised temperature resistance and designed to prevent oxygen penetrating into the underfloor heating system. The synthetic oxygen barrier is the middle one of the 5 layers, protected by the outer PE-RT layer. The RIIFO oxygen barrier PE-RT pipes meet the requirements of ISO 22391.

Diameters: 14, 16, 17, 18, and 20 mm
Coil lenghts: 90 to 600 m

PE-X pipes with oxygen barrier


RIIFO PE-X pipes with oxygen barrier are made of cross-linked polyethylene and designed to prevent oxygen penetrating into the underfloor heating system. The cross-linking provides PE-X pipes with a superior chemical and mechanical performance. RIIFO PE-X oxygen barrier pipes meet the requirements of ISO 15875.

Diameters: 16 and 20 mm
Coil lenghts: 90 to 600 m

PE-X/AL/PE-X multilayer pipes

RIIFO PE-X/AL/PE-X multilayer pipes are perfectly suitable for underfloor heating applications. The aluminium layer acts as a barrier for oxygen and provides excellent mechanical resistance, flexibility and stability during installation.

Diameters: 16 and 20 mm
Coil lenghts: 90 to 600 m



RIIFO MANIFOLDS
TECHNICAL DATA

Materials

Manifold body: stainless steel (FN16), brass(FN9)
Seal: EPDM

Working Media

Media 1: Water
Media 2: 50% water and 50% ethylene glycol
Media 3: 50% water and 50% propylene glycol

Connection

Supply / return: G1" female
Circuit: G3/4 " male
Flow meter connection: G1/2" male

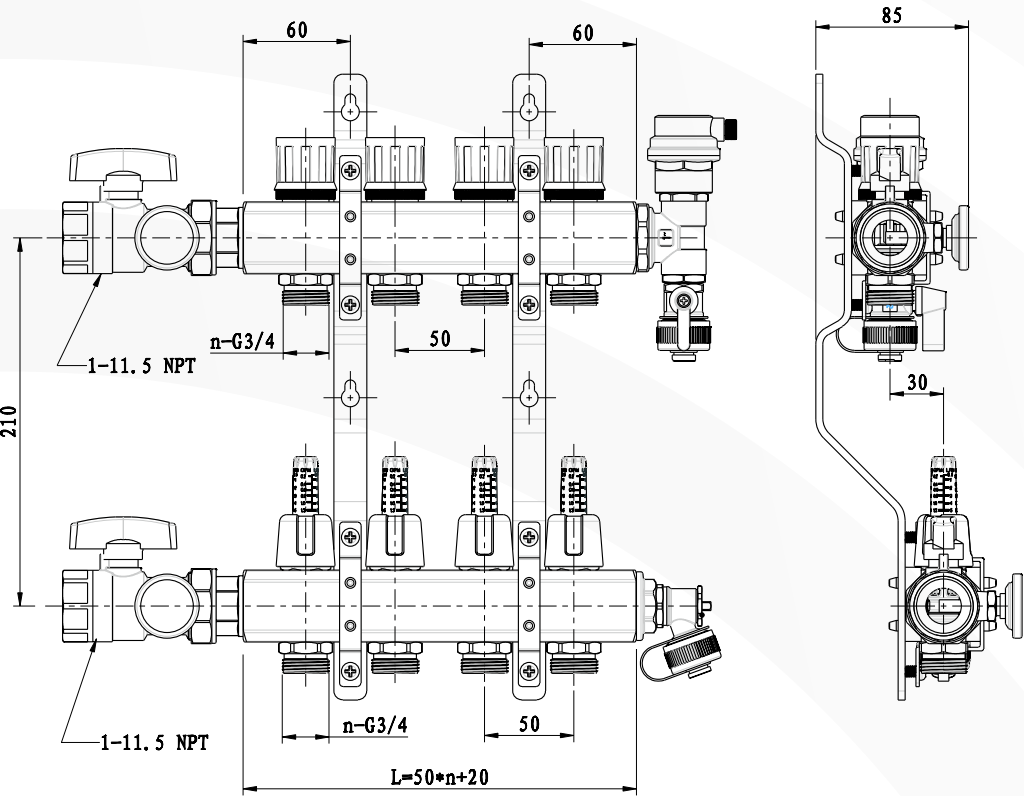
Flow

Indication scale: 0.5-5L/min
(0.13-1.32G/min)
Indication tolerance:
±10%KVS value: 1.10

Working Performance

Max working pressure: 10 bar (145 psi)
Constant permissible temperature: 0°C (32F)-70°C (158F)
Max instantaneous working temperature(10min/ day): 100°C (212°F)
Max differential pressure: 1 bar (14.5 psi)

FN9 BRASS MANIFOLDS



Part/Article Number	Size	Branches	Length	
			mm	in
FN9-1 F-3/4*2	3/4"	2	120	4.72
FN9-1 F-3/4*3		3	170	6.69
FN9-1 F-3/4*4		4	220	8.66
FN9-1 F-3/4*5		5	270	10.63
FN9-1 F-3/4*6		6	320	12.60
FN9-1 F-3/4*7		7	370	14.57
FN9-1 F-3/4*8		8	420	16.54
FN9-1 F-3/4*9		9	470	18.50
FN9-1 F-3/4*10		10	520	20.47
FN9-1 F-3/4*11		11	570	22.44
FN9-1 F-3/4*12		12	620	24.41